


SP350/375 Base

19333157   / **375 hp** / **405 lb.-ft.**
@ 5,600 rpm @ 3,600 rpm

Modern Street Performance in a Classic Small-Block Package

- Cast-Iron Block, with 4-Bolt Mains
- Lightweight "Fast Burn" Aluminum Cylinder Heads for Optimal Air Flow
- Dual-plane aluminum intake provides street-friendly operation
- 210cc Intake Runners and 2.00"/1.55" Valves
- 62cc Combustion Chambers – 9.6:1 compression
- Hydraulic Steel Roller-style Camshaft with .474"/.510" Lift
- Cam duration at .050": 208° Intake / 221° Exhaust
- 375 Horsepower and 405 lb.-ft. Torque
- The Base package includes an aluminum intake manifold, distributor, water pump, damper, flexplate and more.



SP350/375 BASE TECH SPECS

Part Number:	19333157
Engine Type:	Chevy Small-Block V-8
Displacement (cu in):	350
Bore x Stroke (in):	4.000 x 3.480
Block (P/N 10105123):	Cast-iron with 4-bolt main caps
Crankshaft (P/N 12556307):	Forged steel
Connecting Rods (P/N 10108688):	Powdered metal
Pistons (P/N 10159436):	Hypereutectic aluminum
Camshaft Type (P/N 10185071):	Hydraulic roller
Camshaft Lift (in):	.474 intake / .510 exhaust
Camshaft Duration (@.050 in):	208° intake / 221° exhaust
Cylinder Heads (P/N 19300955):	Fast Burn aluminum; 62cc chambers

Valve Size (in):	2.000 intake / 1.550 exhaust
Compression Ratio:	9.6:1 nominal
Rocker Arms (P/N 10089648):	Stamped steel
Rocker Arm Ratio:	1.5:1
Recommended Fuel:	93 octane
Ignition Timing:	36 degrees total at 4,000 rpm
Maximum Recommended rpm:	5800
Balanced:	External

NOTE: Distributor with melonized steel gear **MUST** be used with long-blocks and Partial engines with steel camshafts, or engine damage will occur.



Chevrolet Performance Crate Engines include a 24-month or 50,000-mile/80,000-kilometer limited warranty.



Chevrolet Performance does not utilize any used or remanufactured parts in this crate engine, except for the starter, alternator and power steering pump.



PERFORMANCE

Follow Chevrolet Performance: chevrolet.com/performance

THE BLOCK




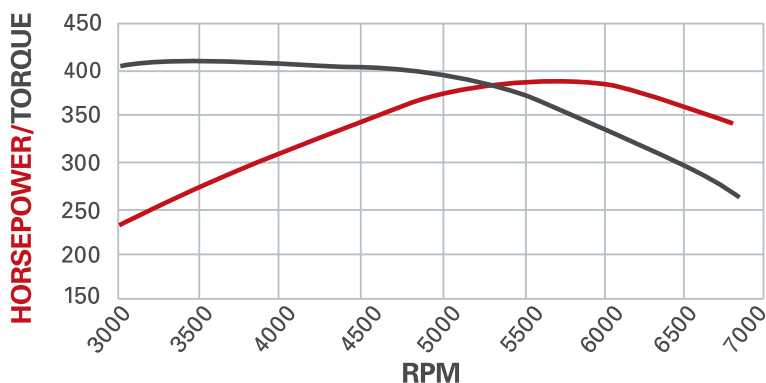




PERFORMANCE

SP350/375 Base

Additional Components


SP350/375 DYNO CHART



12561723  

SP350/375 Partial Engine

The SP350/375 Partial is based on the popular ZZ4 partial engine assembly and includes the forged steel crankshaft, LT1-style high-silicon pistons and connecting rods.



19260380

Hydra-Matic 4L65-E Four-Speed Automatic Transmission

Electronically controlled four-speed over-drive transmission. Suitable for engines producing up to 430 lb.-ft. of torque.

AVAILABLE ENGINE RELATED PARTS & ACCESSORIES



12497979
Aluminum Black
Crinkle Valve Covers



19210728
Roller Rocker Arm
Set, 1.5:1 Ratio



19212657
Transmission
Controller



12480127
Short Aluminum
Valve Covers



12361146
High-Torque Mini-Starter



19299800
Torque Converter



Chevrolet Performance Crate Engines include a 24-month or 50,000-mile/80,000-kilometer limited warranty.



Chevrolet Performance does not utilize any used or remanufactured parts in this crate engine, except for the starter, alternator and power steering pump.

BIG HORSEPOWER IN A CONVENIENT PACKAGE

See your authorized Chevrolet Performance Center for the full offering of Chevrolet Performance Parts; we have an extensive selection of performance engines, as well as all of the components to build your own. From daily-driver Small-Blocks to all out racing Big-Block and LS engines, we have something for every Bowtie enthusiast.



PERFORMANCE

Every effort is made to make this sell sheet comprehensive and factual. We reserve the right, however, to make changes at any time, without notice, to materials, equipment, specifications, and availability. Specifications, dimensions, measurements, ratings, and other numbers are based upon design and engineering information, prototypes and laboratory tests. Since some information may have been updated since the time of printing, please check with your dealer for complete details.