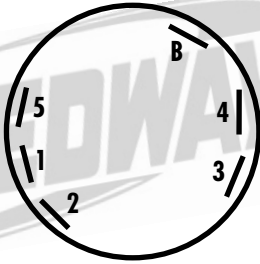


# INSTRUCTIONS #910-64057

## DOUBLE WIPER MOTOR SWITCH

- B = Battery
- 1 = #1 Motor low
- 2 = #1 Motor high
- 3 = #2 Motor low
- 4 = #2 Motor high
- 5 = Park



P.O. Box 81906 Lincoln, NE 68501  
(402) 323-3200  
www.speedwaymotors.com

©2006

# INSTRUCTIONS #910-64057

## DOUBLE WIPER MOTOR SWITCH

- B = Battery
- 1 = #1 Motor low
- 2 = #1 Motor high
- 3 = #2 Motor low
- 4 = #2 Motor high
- 5 = Park



P.O. Box 81906 Lincoln, NE 68501  
(402) 323-3200  
www.speedwaymotors.com

©2006

# INSTRUCTIONS #910-64057

## DOUBLE WIPER MOTOR SWITCH

- B = Battery
- 1 = #1 Motor low
- 2 = #1 Motor high
- 3 = #2 Motor low
- 4 = #2 Motor high
- 5 = Park



P.O. Box 81906 Lincoln, NE 68501  
(402) 323-3200  
www.speedwaymotors.com

©2006

# INSTRUCTIONS #910-64057

## DOUBLE WIPER MOTOR SWITCH

- B = Battery
- 1 = #1 Motor low
- 2 = #1 Motor high
- 3 = #2 Motor low
- 4 = #2 Motor high
- 5 = Park



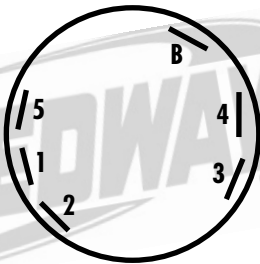
P.O. Box 81906 Lincoln, NE 68501  
(402) 323-3200  
www.speedwaymotors.com

©2006

# INSTRUCTIONS #910-64057

## DOUBLE WIPER MOTOR SWITCH

- B = Battery
- 1 = #1 Motor low
- 2 = #1 Motor high
- 3 = #2 Motor low
- 4 = #2 Motor high
- 5 = Park



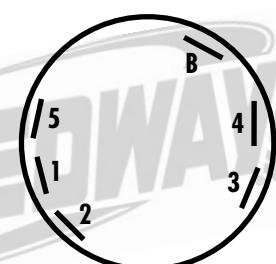
P.O. Box 81906 Lincoln, NE 68501  
(402) 323-3200  
www.speedwaymotors.com

©2006

# INSTRUCTIONS #910-64057

## DOUBLE WIPER MOTOR SWITCH

- B = Battery
- 1 = #1 Motor low
- 2 = #1 Motor high
- 3 = #2 Motor low
- 4 = #2 Motor high
- 5 = Park



P.O. Box 81906 Lincoln, NE 68501  
(402) 323-3200  
www.speedwaymotors.com

©2006