



The walls and contours of the choke tower are smooth and free-flowing, designed to maximize air flow.



**ROAD  
DEMON™**



Float bowls with sight glasses are standard on all Demon carburetors.

They are light in weight and possess a better fuel-flow passage than comparable models. The sight glasses don't discolor with age and the float levels can be adjusted visually. Because float-level plugs have been eliminated, the risk of fuel spilling on a hot engine is removed. (Patent pending).


Styled especially for Rods and Street Machines, the new Road Demon carburetor is the most important news on the hot-rod scene in years. With vacuum-operated secondaries for smooth operation, an electric choke for easy cold-weather starting and a high-performance dual-feed inlet kit, the Road Demon is not only immaculately styled but also a devilishly good performer. Rated at 625cfm, it features streamlined air entries, billet metering-blocks with adjustable jets and 4-corner idle, a billet baseplate, as well as large capacity fuel bowls. For looks, price, reliability and performance install a Road Demon and judge for yourself.

The Road Demon is also available in a polished-chrome plating.




CNC-machined metering blocks from billet aluminum prevent porosity and variations in the metering circuits

The billet baseplates on all Demon carburetors, are virtually unbreakable, unlike their cast counterparts.



"Quik Release" gaskets don't shrink and give top performance even when the carb has been sitting over the winter season.



- Billet Baseplate
- Billet Metering Blocks
- Four-Corner Idle Circuitry
- Large Capacity Float Bowls
- Large Glass Float-Level Sight Windows
- Integral Hi-Flow Choke Housing
- Vacuum Secondary Operation
- Power Valve Backfire Protection
- "Quik Release" Non-Stick Gaskets

910-12040  
625 Road Demon

289 to 355 cid engines