

MSD INSTALLATION INSTRUCTIONS

MSD DIS Dual Ignition Adapter PN 8912

IMPORTANT: Read these instructions completely before attempting the installation.

WARNING: During installation, disconnect the battery cables. When disconnecting the battery, always remove the Negative cable first and install it last.

Parts Included:

1 - Dual Ignition Adapter, PN 8912

Note: The Wiring Harness that goes to the coil packs and ECU of your DIS Ignition should be equipped with several bullet connectors. This allows for easy installation of the Adapter. If the Harness does not have the bullet connectors as shown in Figure 1, contact MSD's Customer Service and they will send you a special wiring Harness.

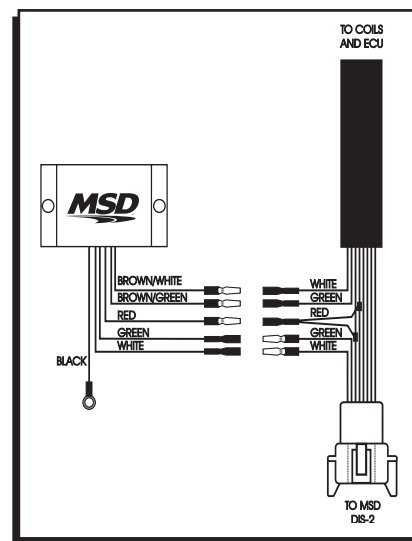
MOUNTING

1. Select a location to mount the DIS Adapter. Make sure it is away from direct engine heat sources and that all of the wiring will easily reach the MSD Ignition.
2. Using the Adapter as a template, mark the location of the mounting holes. Remove the unit and drill each location using a 1/4" drill bit. Secure the Adapter using 1/4" hardware (not supplied).

WIRING

The Adapter has six wires that need to be connected. The chart shows each wire's application. Figures 1 and 2 show how to wire the Adapter to the DIS Ignitions.

Black	Connects to Ground
Red	Connects to 12 volt (Ignition)
	Input:
Brown/White	Connects to the White wire going to the Coils and ECU.
Brown/Green	Connects to the Green wire going to the Coils and ECU.
	Output:
White	Connects to the White wire going to the MSD DIS Ignition
Green	Connects to the Green wire going to the MSD DIS Ignition.



**Figure 1 Installation to an
MSD DIS-2 Ignition.**

MSD INSTALLATION INSTRUCTIONS

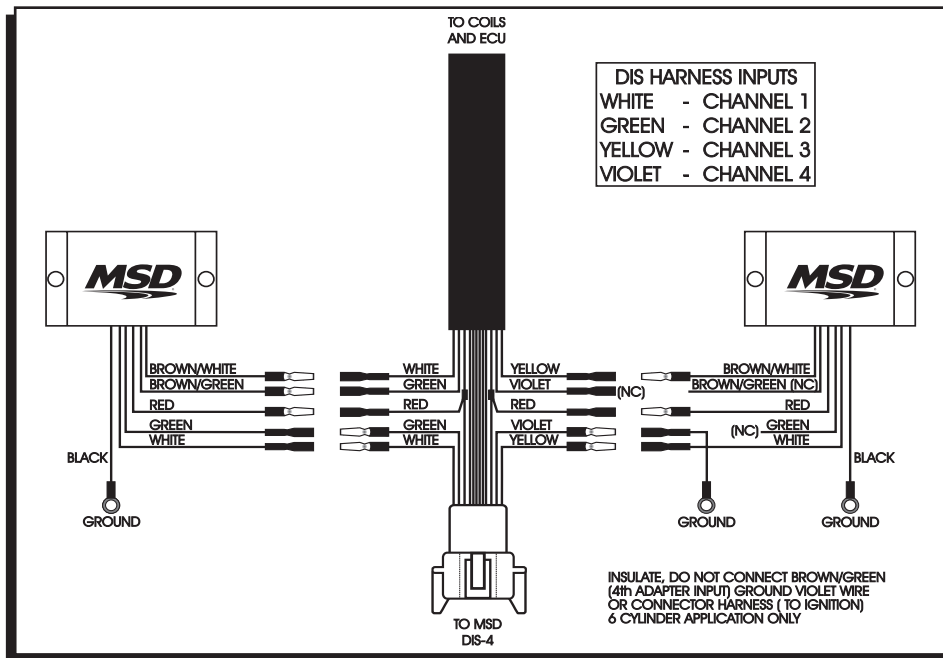


Figure 2 Installation to an MSD DIS-4 using Three Channels

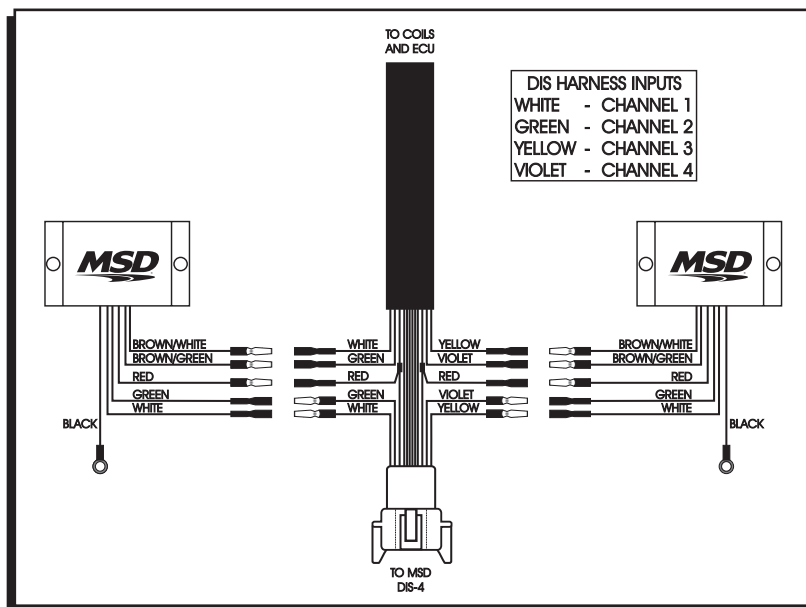


Figure 3 Installation to an MSD DIS-4 Ignition using Four Channels

Limited Warranty

MSD warrants this product to be free from defects in material and workmanship under its intended normal use*, when properly installed and purchased from an authorized MSD dealer, for a period of one year from the date of the original purchase. This warranty is void for any products purchased through auction websites. If found to be defective as mentioned above, it will be repaired or replaced at the option of MSD. Any item that is covered under this warranty will be returned free of charge using Ground shipping methods.

This shall constitute the sole remedy of the purchaser and the sole liability of MSD. To the extent permitted by law, the foregoing is exclusive and in lieu of all other warranties or representation whether expressed or implied, including any implied warranty of merchantability or fitness. In no event shall MSD or its suppliers be liable for special or consequential damages.

*Intended normal use means that this item is being used as was originally intended and for the original application as sold by MSD. Any modifications to this item or if it is used on an application other than what MSD markets the product, the warranty will be void. It is the sole responsibility of the customer to determine that this item will work for the application they are intending. MSD will accept no liability for custom applications.