

MSD[®] IGNITION INSTALLATION INSTRUCTIONS

MSD Blaster GM Dual Connector Coil PN 8226

IMPORTANT: Read these instructions before attempting the installation.

Parts Included:

1 - Blaster GM Dual Connector Coil
1 - Parts Bag

2 - Aluminum Brackets with
Mounting Hardware

WARNING: During installation, disconnect the battery cables. When disconnecting the battery, always remove the Negative cable first and install it last.

The MSD Blaster GM Coil is designed to produce increased voltage and energy over the stock GM Coil. To get even more ignition performance, install an MSD Ignition Control with a PN 8876 Harness for a direct plug-in installation.

1. Disconnect the stock coil connectors and the spark plug wire.
2. Remove the factory coil. It may be necessary to remove the factory coil bracket to drill the rivets out to remove the stock coil.
3. Install the MSD GM Coil and mount it with the supplied hardware.
4. Plug in the wiring connectors and the coil wire.

BRACKET KIT

On LT1 and other applications, the MSD Coil may not fit in the factory bracket. Two aluminum brackets and mounting hardware are supplied to mount the coil to the factory bracket and location. Figures 2 and 3 show how to install the brackets.

1. Position the aluminum brackets to the factory mount and secure in place with the long Phillips screw and locknut.
2. Install the coil to the brackets with the four Phillips screws.

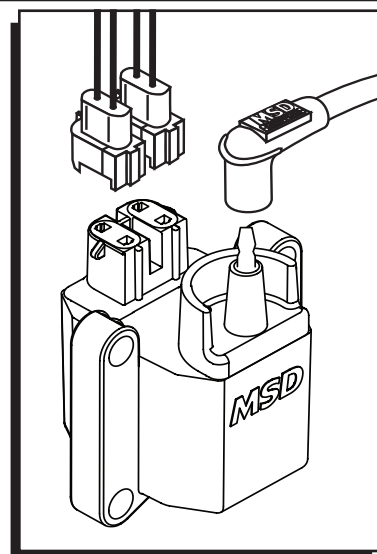


Figure 1 Connecting the MSD Blaster GM Dual Connector Coil.




Figure 2 LT1 Brackets.




Figure 3 LT1 Assembled.

MSD IGNITION® INSTALLATION INSTRUCTIONS

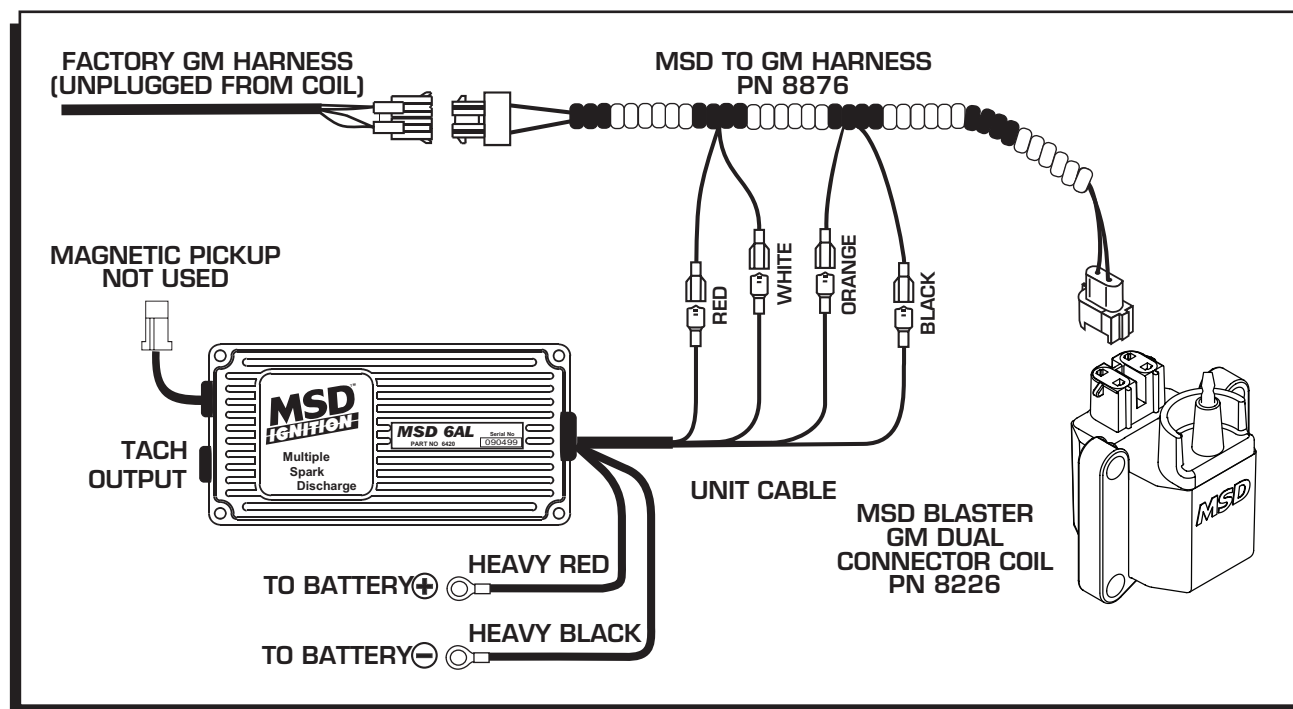


Figure 4 Installation of an MSD 6 Series Ignition, PN 8876 Harness and Coil.

Service

In case of malfunction, this MSD component will be repaired free of charge according to the terms of the warranty. When returning MSD components for warranty service, **Proof of Purchase** must be supplied for verification. After the warranty period has expired, repair service is based on a minimum and maximum fee.

All returns must have a Return Material Authorization (RMA) number issued to them before being returned. To obtain an RMA number please contact MSD Customer Service at 1 (888) MSD-7859 or visit our website at www.msdisignition.com/rma to automatically obtain a number and shipping information.

When returning the unit for repair, leave all wires at the length in which you have them installed. Be sure to include a detailed account of any problems experienced, and what components and accessories are installed on the vehicle. The repaired unit will be returned as soon as possible using Ground shipping methods (ground shipping is covered by warranty). For more information, call MSD Ignition at (915) 855-7123. MSD technicians are available from 7:00 a.m. to 6:00 p.m. Monday - Friday (mountain time).

Limited Warranty

MSD IGNITION warrants this product to be free from defects in material and workmanship under its intended normal use*, when properly installed and purchased from an authorized MSD dealer, for a period of one year from the date of the original purchase. This warranty is void for any products purchased through auction websites. If found to be defective as mentioned above, it will be repaired or replaced at the option of MSD Ignition. Any item that is covered under this warranty will be returned free of charge using Ground shipping methods.

This shall constitute the sole remedy of the purchaser and the sole liability of MSD Ignition. To the extent permitted by law, the foregoing is exclusive and in lieu of all other warranties or representation whether expressed or implied, including any implied warranty of merchantability or fitness. In no event shall MSD Ignition or its suppliers be liable for special or consequential damages.

*Intended normal use means that this item is being used as was originally intended and for the original application as sold by MSD Ignition. Any modifications to this item or if it is used on an application other than what MSD Ignition markets the product, the warranty will be void. It is the sole responsibility of the customer to determine that this item will work for the application they are intending. MSD Ignition will accept no liability for custom applications.