


1) The Surseat P-51 comes with 37° & 45° lapping heads and 7 collets marked for the size of the tubing.



6) Insert the tubing into the proper collet size.



2) The 37° head has a red ring and is used on s/s, single-flared tubes.




7) Install the collet and tube into the Surseat yoke.



3) The 45° head has a blue ring and is used on steel, double-flared tubes.




8) Spray some WD-40, or equivalent, to the lapping head before use.



4) The threaded collets are used for steel, double-flared brake lines.



9) Rotate the lapping head back and forth in the flare until a clean seat is formed. More is not better.



5) Install the lapping head by gently tightening the first set screw so it's snug, firm the other side, and then firm the original screw.